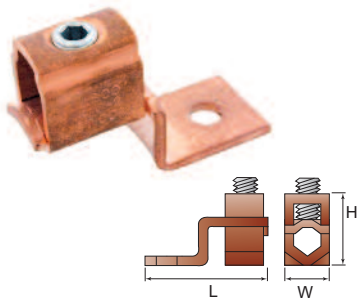


Copper Mechanical Lugs and Split Bolts

Single Conductor Copper Mechanical Lugs

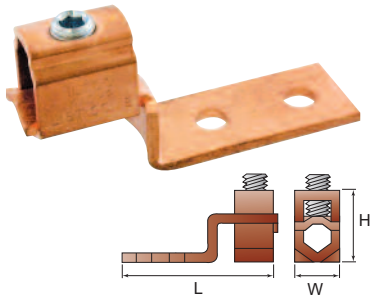
[ORDER ONLINE](#)

- Manufactured from electrolytic copper tubing and strip stock for maximum conductivity and strength
- V-bottom collar and arched pressure bar ensure positive wire contact and a firm, permanent grip
- Compact, space-saving design reduces installation time
- Range taking design permits minimal inventories
- Re-usable for efficient use and flexibility in the field
- UL Listed and CSA Certified



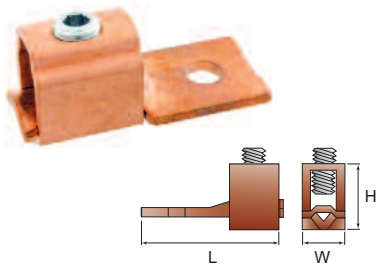
Right Angle Tongue, Single Hole, 600 Volts

Part Number	Wire Range AWG	H IN (MM)	W IN (MM)	L IN (MM)	Bolt Size IN (MM)
SLU-25	10 – 14	21/32 (16.6)	5/16 (7.9)	1 (25.4)	#6 (3.2)
SLU-35	6 – 14 & Comb.	3/4 (19.1)	3/8 (9.5)	1 3/16 (30.2)	#10 (4.8)
SAU-70	4 – 14	13/16 (20.6)	1/2 (12.7)	1 5/16 (33.3)	1/4 (6.4)
SLU-70	2 – 8 & Comb.	1 (25.4)	1/2 (12.7)	1 17/32 (38.9)	1/4 (6.4)
SLU-125	1/0 – 6	1 11/32 (34.13)	5/8 (15.9)	1 31/32 (50.0)	1/4 (6.4)
SLU-175	3/0 – 4	1 9/16 (39.7)	3/4 (19.1)	2 3/16 (55.6)	3/8 (9.5)
SLU-225	4/0 – 2	1 13/16 (46.0)	1 (25.4)	2 5/8 (66.7)	5/8 (15.9)
SLU-300	350 MCM – 1/0	2 5/8 (66.7)	1 (25.4)	3 3/16 (81.0)	5/16 (7.9)
SLU-400	500 MCM – 1/0	2 3/4 (69.9)	1 1/2 (38.1)	4 1/4 (108.0)	3/8 (9.5)




Right Angle Tongue, Two Holes, 600 Volts

Part Number	Wire Range AWG	H IN (MM)	W IN (MM)	L IN (MM)	Bolt Size IN (MM)
E-35	6 – 14 & Comb.	3/4 (19.0)	3/8 (9.5)	2 1/4 (57.2)	#10 (4.8)
E-70	2 – 8 & Comb.	1 (25.4)	1/2 (12.7)	2 7/16 (61.9)	1/4 (6.4)
E-125	1/0 – 6	1 11/32 (34.1)	5/8 (15.9)	2 15/16 (74.6)	1/4 (6.4)
E-225	4/0 – 2	1 13/16 (46.0)	1 (25.4)	3 19/32 (91.3)	5/16 (7.9)
E-300	350 MCM – 1/0	2 5/8 (66.7)	1 (25.4)	5 11/16 (144.5)	3/8 (9.5)
E-400	500 MCM – 1/0	2 3/4 (69.9)	1 1/2 (38.1)	6 (152.4)	3/8 (9.5)
E-650	1000 MCM	3 11/16 (93.7)	2 (50.8)	6 1/4 (158.8)	1/2 (12.7)



Straight Tongue, Single Hole, 600 Volts

Part Number	Wire Range AWG	H IN (MM)	W IN (MM)	L IN (MM)	Bolt Size IN (MM)
SLS-25	10 – 14	19/32 (15.0)	5/16 (7.9)	61/64 (24.2)	#6 (3.2)
SLS-35	6 – 14 & Comb.	11/16 (17.5)	3/8 (9.5)	1 9/64 (29.0)	#10 (4.8)
SAS-70	4 – 14	27/32 (21.4)	1/2 (12.7)	1 1/4 (31.8)	1/4 (6.4)
SLS-70	2 - 8 & Comb.	31/32 (24.6)	1/2 (12.7)	1 15/32 (37.3)	1/4 (6.4)
SLS-125	1/0 – 2	1 1/4 (31.8)	5/8 (15.9)	1 15/16 (49.2)	1/4 (6.4)
SLS-175	3/0 – 4	1 9/16 (39.7)	3/4 (19.1)	2 3/16 (55.6)	3/8 (9.5)
SLS-225	4/0 – 2	1 21/32 (42.1)	1 (25.4)	2 3/8 (60.3)	5/8 (15.9)
SLS-300	350 MCM – 1/0	2 3/8 (60.3)	1 (25.4)	3 3/16 (81.0)	5/16 (7.9)
SLS-400	500 MCM – 1/0	2 9/16 (65.1)	1 1/2 (38.1)	3 7/8 (98.4)	3/8 (9.5)
SLS-650	1000 MCM – 600 MCM	3 11/16 (93.7)	2 (50.8)	5 1/8 (130.2)	1/2 (12.7)



Straight Tongue, Two Holes, 600 Volts

Part Number	Wire Range AWG	H IN (MM)	W IN (MM)	L IN (MM)	Bolt Size IN (MM)
H-35	6 – 14 & Comb.	11/16 (17.5)	3/8 (9.5)	2 1/8 (53.9)	#10 (4.8)
H-70	2 – 8 & Comb.	31/32 (24.6)	1/2 (12.7)	2 1/2 (63.5)	1/4 (6.4)
H-225	4/0 – 2	1 21/32 (42.0)	1 (25.4)	3 3/8 (85.7)	5/16 (7.9)
H-400	500 MCM – 1/0	2 9/16 (65.0)	1 1/2 (38.1)	5 5/8 (108.0)	3/8 (9.5)
H-650	1000 MCM – 600 MCM	3 11/16 (93.7)	2 (50.8)	6 7/8 (117.5)	1/2 (12.7)